

Thermex Jet Ball

INSTRUCTION MANUAL

*Read all instructions carefully before using the FAN, and keep this instruction for future reference when necessary

Remote Control

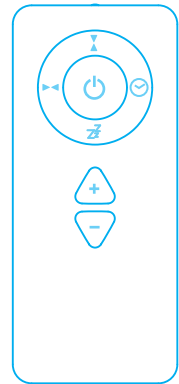
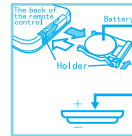
Battery replacement: Install one 3V Lithium battery

WARNING

- 1) Keep batteries out of reach of children. Should a child swallow a battery, consult a doctor immediately.
- 2) Do not recharge or dispose in fire.
- 3) Keep in a dry and cool place
- 4) Insert battery in right direction.



Battery Disposal – please dispose the used battery per municipal or provincial law.

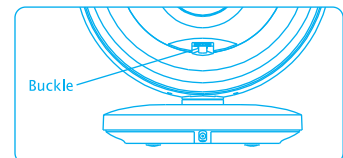


Maintenance

WARNING: ALWAYS UNPLUG THE POWER CORD BEFORE MOVING OR SERVICING. DO NOT IMMERSE THE FAN IN WATER! BEFORE CLEANING, MAKE SURE THAT THE UNIT HAS BEEN SWITCHED OFF AND IT IS UNPLUGGED FROM THE MAIN OUTLET.

Housing : Clean the outside of the Fan with a soft cloth. To remove persistent dirt, wipe down with a cloth that has been dampened with warm soapy water.

Air Filter Net: Unclick the buckle of the air filter net cover and pull the air filter net out. Wash the net with a soft water or soft damp cloth, and then place back to the fan after drying.



CAUTION: Do NOT use gasoline, benzene, thinner, harsh cleaners, etc., as they will damage the Fan. NEVER use ALCOHOL or any other SOLVENTS.

STORAGE: Store the Fan with these instructions in the original box in a cool and dry place.

Specification

Model Number	260.21.1000.2
Power Supply	220-240V~50Hz / DC 24V
Rated Power	26W
Package Dimension	358 x 285 x 382 mm

